

Big data: architectures and data analytics

Lab 3

Lab 3

- Input file

```
A1008ULQSWl006,B0017OAIQY
A100EBHBG1GF5,B0013T5YO4
A1017YoSGBINVS,B0009F3SAK
A101F8M8DPFOM9,B005HY2BRO,B000H7MFVI
A102H88HCCJJAB,B0007A8XV6
A102ME7M2YW2P5,B000FKGT8W
A102QP2OSXR VH,B001EQ5SGU,B000EHoRTS
A102TGNH1D915Z,B000RHXC6,B0002DHNXC,B0002DHNXC,B000XJK7UG,B00008DFK5,B000
  SP1CWW,B0009YD7P2,B000SP1CWW,B00008DFK5,B0009YD7P2
A1051WAJL0HJWH,B000W5U5H6
A1052V04GOA7RV,B002GJ9JY6,B001E5E3JY,B008ZRKZSM,B002GJ9JWS
.....
```

- Each line contains

- a reviewer ID (**AXXXXXX**) and
- the list of products reviewed by her/him (**BXXXXXX**)

3

Lab 3 – Ex. 1

- Your goal is to find the top 100 pairs of products most often reviewed (and so bought) together
- We consider two products as reviewed (i.e., bought) together if they appear in the same line of the input file

4

Lab 3 – Ex.1: Possible solutions

- At least three different “approaches” can be used to solve Ex. 1 of Lab 3

5

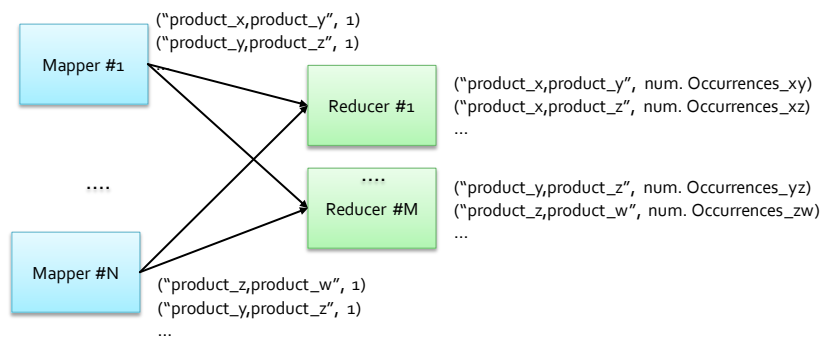
Lab 3 – Ex.1: Solution #1

1. A chain of two MapReduce jobs is used
 - The first job computes the number of occurrences of each pair of products that occur together in at least one line of the input file
 - It is like a word count where each “word” is a pair of products
 - The second job, selects the top-k pairs of products, in terms of num. of occurrences, among the pairs emitted by the first job
 - It implements the top-k pattern

6

Lab 3 – Ex.1: Solution #1

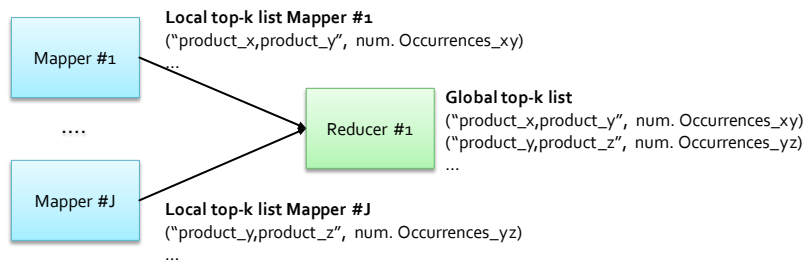
- The first job computes the number of occurrences of each pair of products analyzing the input file



7

Lab 3 – Ex.1: Solution #1

- The second job computes the global top-k pairs of products in terms of num. of occurrences



8

Lab 3 – Ex.1: Solution #2

2. One single MapReduce jobs is used
 - The job
 - Computes the number of occurrences of each pair of products that occur together in at least one line of the input file
 - It is again like a word count where each “word” is a pair of products
 - However, the reducer does not emit all the pairs (pair of products, #of occurrences) that it computes
 - The top-k list is computed in the reducer and is emitted in its cleanup method

9

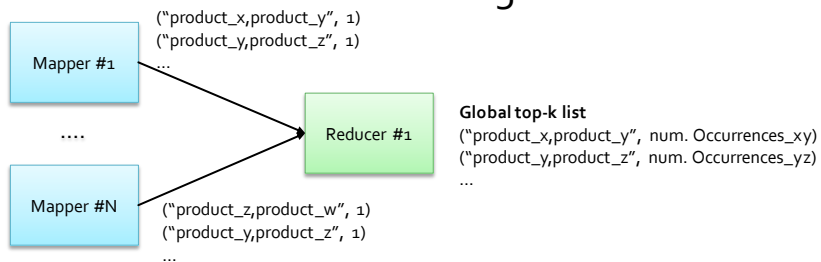
Lab 3 – Ex.1: Solution #2

- In the reducer, the job computes **also** the top-k list
 - By initializing the top-k list in the setup method of the reducer
 - By updating the top-k list in the reduce method (immediately after the computation of the frequency of the current pair of products)
 - By emitting the final top-k list in the cleanup method of the reducer
- There must be **one single reducer** in order to compute the final global top-k list

10

Lab 3 – Ex.1: Solution #2

- There is one single job that computes the number of occurrences and the global top-k list at the same time in its single reducer



11

Lab 3 – Ex.1: Solution #3

- A chain of two MapReduce jobs is used
 - The first job is the same job used by Solution # 2
 - However, in this case the number of reducers is set to a value greater than one
 - This setting allows parallelizing this intermediate step
 - Each reducer emits a local top-k list
 - The first job returns a number of local top-k lists equal to the number of reducers of the first job

12

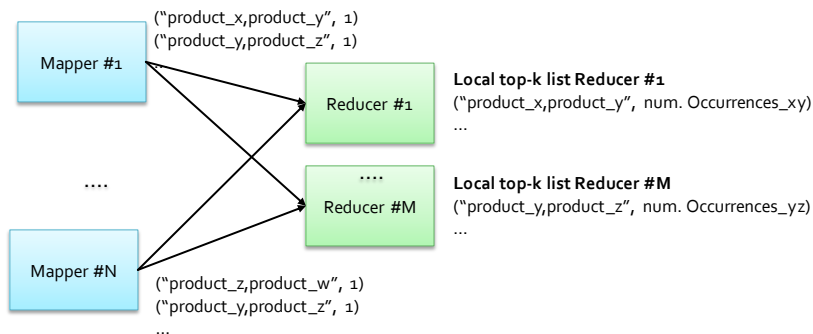
Lab 3 – Ex.1: Solution #3

- The second job computes the final top-k list merging the pairs of the local top-k lists emitted by the first job
 - It is based on the standard Top-k pattern

13

Lab 3 – Ex.1: Solution #3

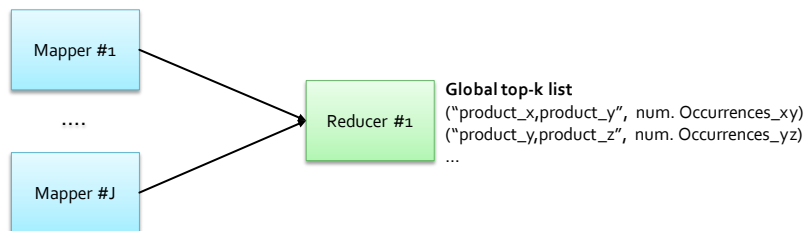
- The first job computes the number of occurrences of each pair of products but each reducer emits only its local top-k pairs



14

Lab 3 – Ex.1: Solution #3

- The second job computes the global top-k pairs of products in terms of num. of occurrences merging the local list of job #1



15

Lab 3 – Ex.1: Comparison of the proposed solutions

- Solution #1
 - +Adopts two standard patterns
 - - However, the output of the first job is very large
 - One pair for each pair of products occurring together at least one time in the input file

16

Lab 3 – Ex.1: Comparison of the proposed solutions

- Solution #2
 - + Only one job is instantiated and executed (there is only one job in Solution #2) and its output is already the final top-k list
 - - However, only one reducer is instantiated
 - It could become a bottleneck because one single reducer must analyze the potentially large set of pairs emitted by the mappers
 - - It is not a standard pattern

17

Lab 3 – Ex.1: Comparison of the proposed solutions

- Solution #3
 - + Each reducer of the first job emits only the pair contained in its local top-k lists
 - One top-k list for each reducer
 - The pairs of the top-k lists emitted by the reducers are significantly smaller than all the pairs of products occurring together at least one time
 - Since the first job instantiates many reducers, the parallelism is maintained
 - - It is not a standard pattern

18