

Spark - Exercises

Exercise #52

- GraphFrame
- Input:
 - The textual file `vertexes.csv`
 - It contains the vertexes of a graph
 - Each vertex is characterized by
 - `id (string)`: user identifier
 - `name (string)`: user name
 - `age (integer)`: user age

Exercise #52

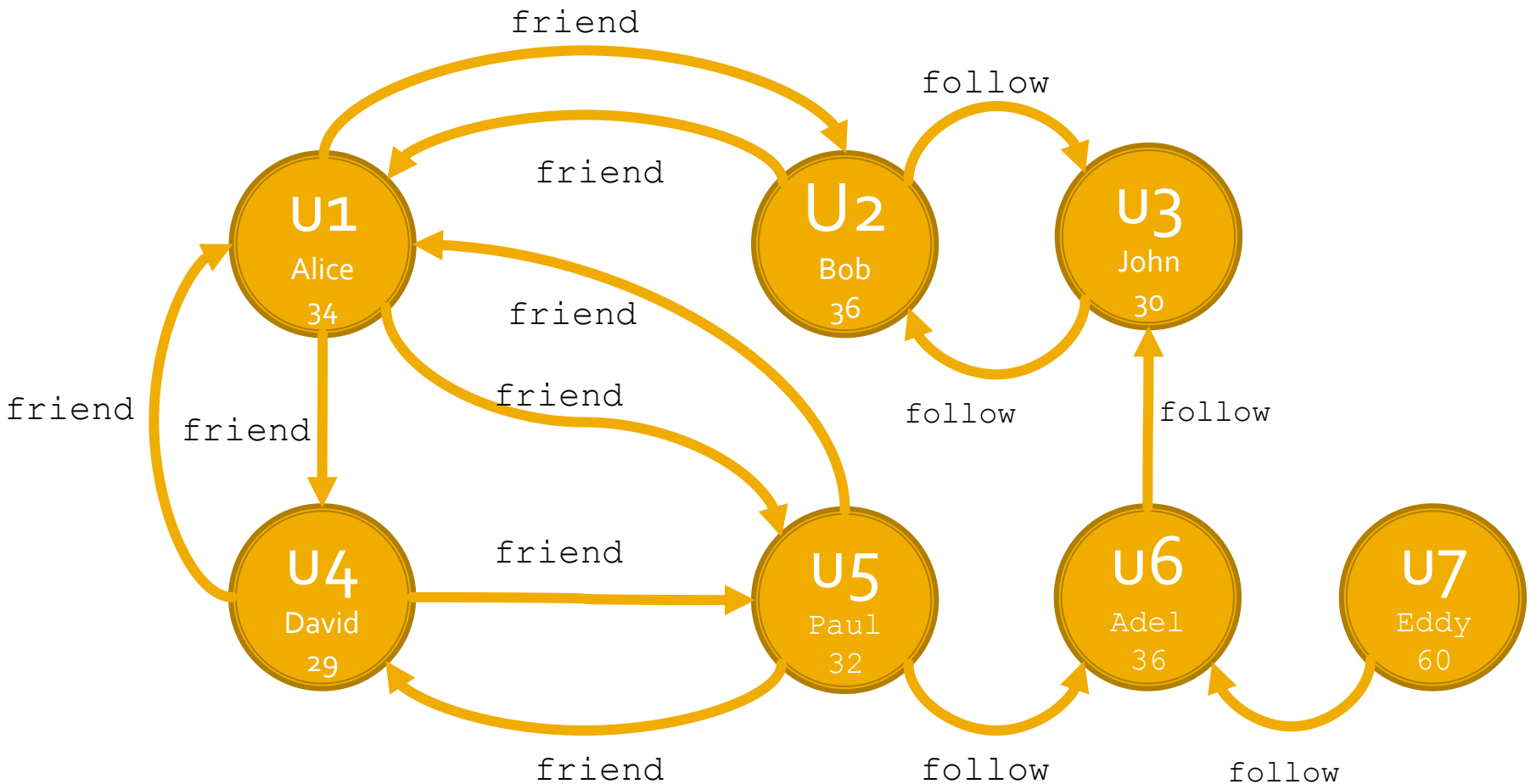
- The textual file `edges.csv`
 - It contains the edges of a graph
- Each edge is characterized by
 - `src (string)`: source vertex
 - `dst (string)`: destination vertex
 - `linktype (string)`: "follow" or "friend"

Exercise #52

- Output:
 - For each user with at least one follower, store in the output folder the number of followers
 - One user per line
 - Format: user id, number of followers
 - Use the CSV format to store the result

Exercise #52

Input graph example



Exercise #52

- Result

id	numFollowers
u3	2
u6	2
u2	1

Exercise #53

- GraphFrame
- Input:
 - The textual file `vertexes.csv`
 - It contains the vertexes of a graph
 - Each vertex is characterized by
 - `id (string)`: user identifier
 - `name (string)`: user name
 - `age (integer)`: user age

Exercise #53

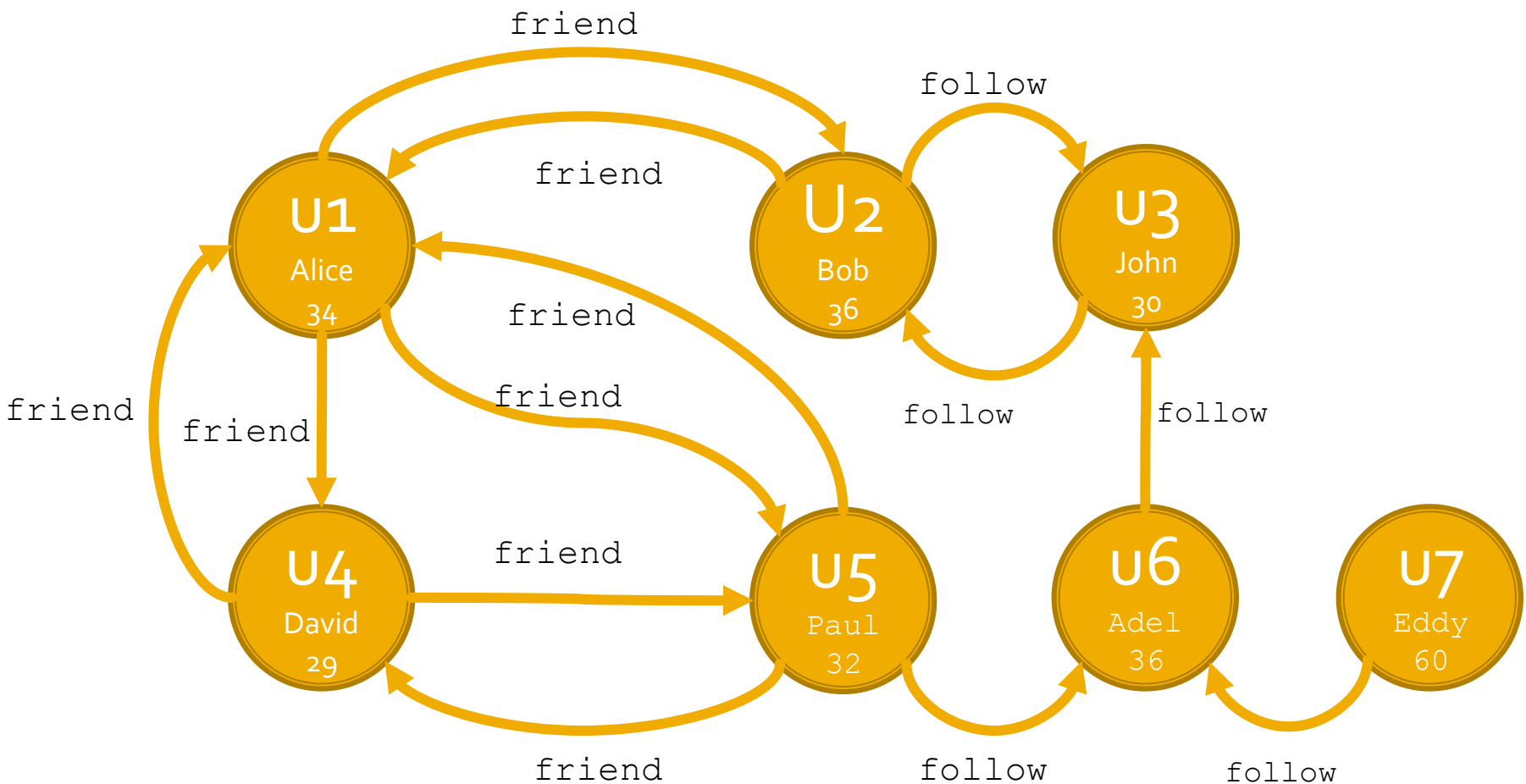
- The textual file `edges.csv`
 - It contains the edges of a graph
- Each edge is characterized by
 - `src (string)`: source vertex
 - `dst (string)`: destination vertex
 - `linktype (string)`: "follow" or "friend"

Exercise #53

- Output:
 - Consider only the users with at least one follower
 - Store in the output folder the user(s) with the maximum number of followers
 - One user per line
 - Format: user id, number of followers
 - Use the CSV format to store the result

Exercise #53

Input graph example



Exercise #53

- Result

id	numFollowers
u3	2
u6	2

Exercise #54

- GraphFrame
- Input:
 - The textual file `vertexes.csv`
 - It contains the vertexes of a graph
 - Each vertex is characterized by
 - `id (string)`: user identifier
 - `name (string)`: user name
 - `age (integer)`: user age

Exercise #54

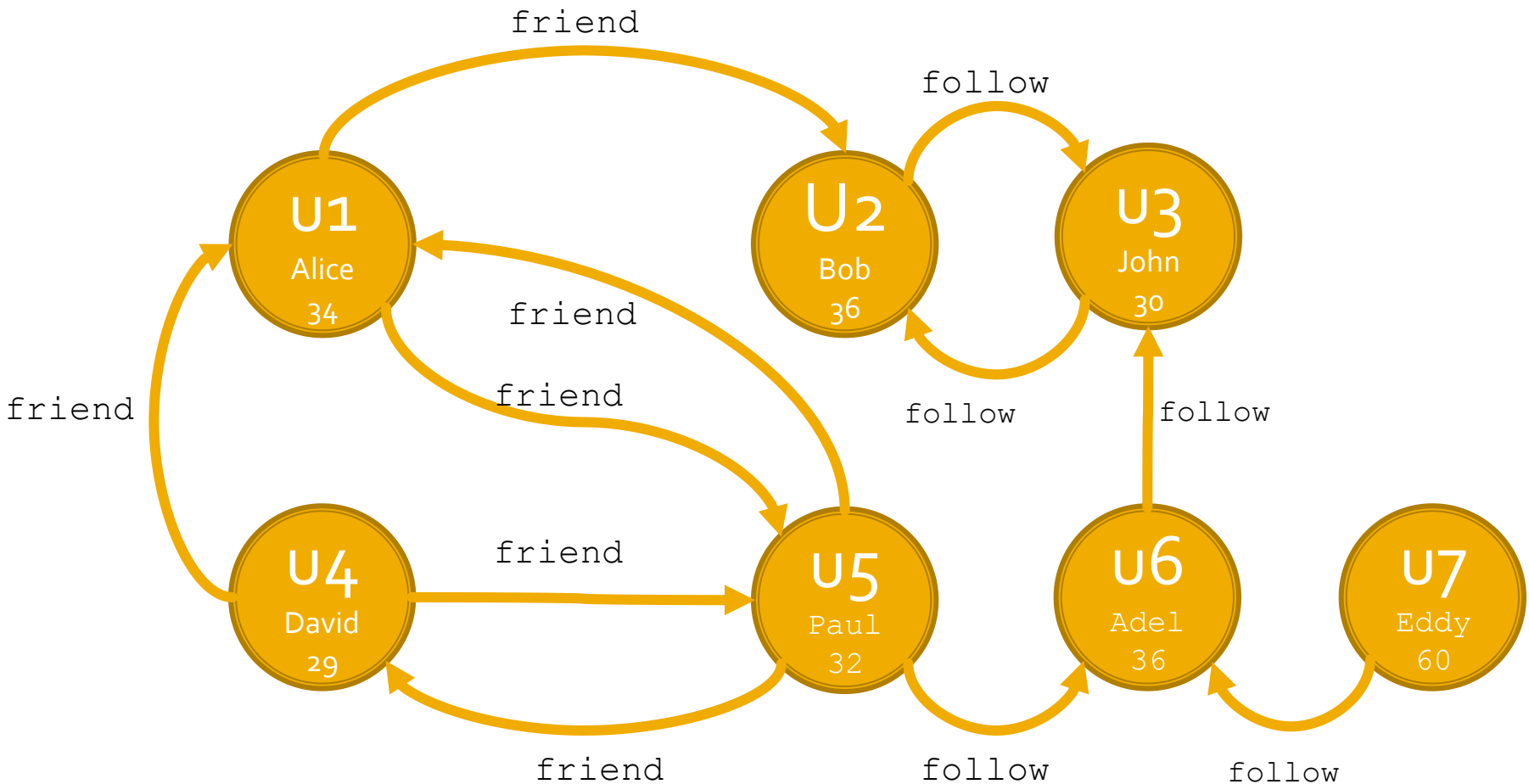
- The textual file `edges.csv`
 - It contains the edges of a graph
- Each edge is characterized by
 - `src (string)`: source vertex
 - `dst (string)`: destination vertex
 - `linktype (string)`: "follow" or "friend"

Exercise #54

- Output:
 - The pairs of users U_x, U_y such that
 - U_x is friend of U_y (link "friend" from U_x to U_y)
 - U_y is not friend of U_x (no link "friend" from U_y to U_x)
 - One pair U_x, U_y per line
 - Format: idU_x, idU_y
 - Use the CSV format to store the result

Exercise #54

Input graph example



Exercise #54

- Result

IdFriend	IdNotFriend
U4	U1
U1	U2

Exercise #55

- GraphFrame
- Input:
 - The textual file `vertexes.csv`
 - It contains the vertexes of a graph
 - Each vertex is characterized by
 - `id (string)`: vertex identifier
 - `entityType (string)`: "user" or "topic"
 - `name (string)`: name of the entity

Exercise #55

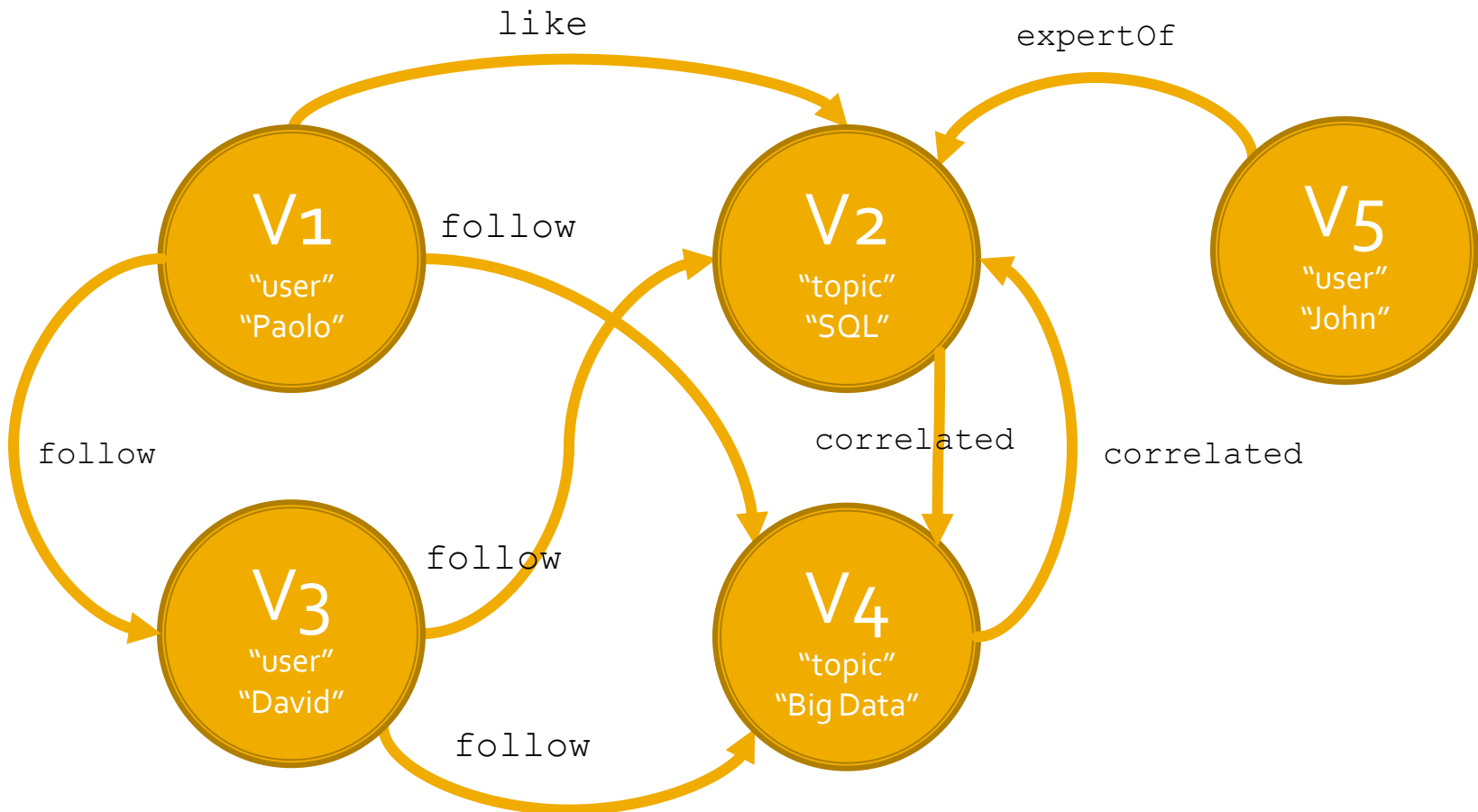
- The textual file `edges.csv`
 - It contains the edges of a graph
- Each edge is characterized by
 - `src (string)`: source vertex
 - `dst (string)`: destination vertex
 - `linktype (string)`: “expertOf” or “follow” or “correlated”

Exercise #55

- Output:
 - The followed topics for each user
 - One pair (user name, followed topic) per line
 - Format: username, followed topic
 - Use the CSV format to store the result

Exercise #55

Input graph example



Exercise #55

- Result

username	topic
Paolo	Big Data
David	SQL
David	Big Data

Exercise #56

- GraphFrame
- Input:
 - The textual file `vertexes.csv`
 - It contains the vertexes of a graph
 - Each vertex is characterized by
 - `id (string)`: vertex identifier
 - `entityType (string)`: "user" or "topic"
 - `name (string)`: name of the entity

Exercise #56

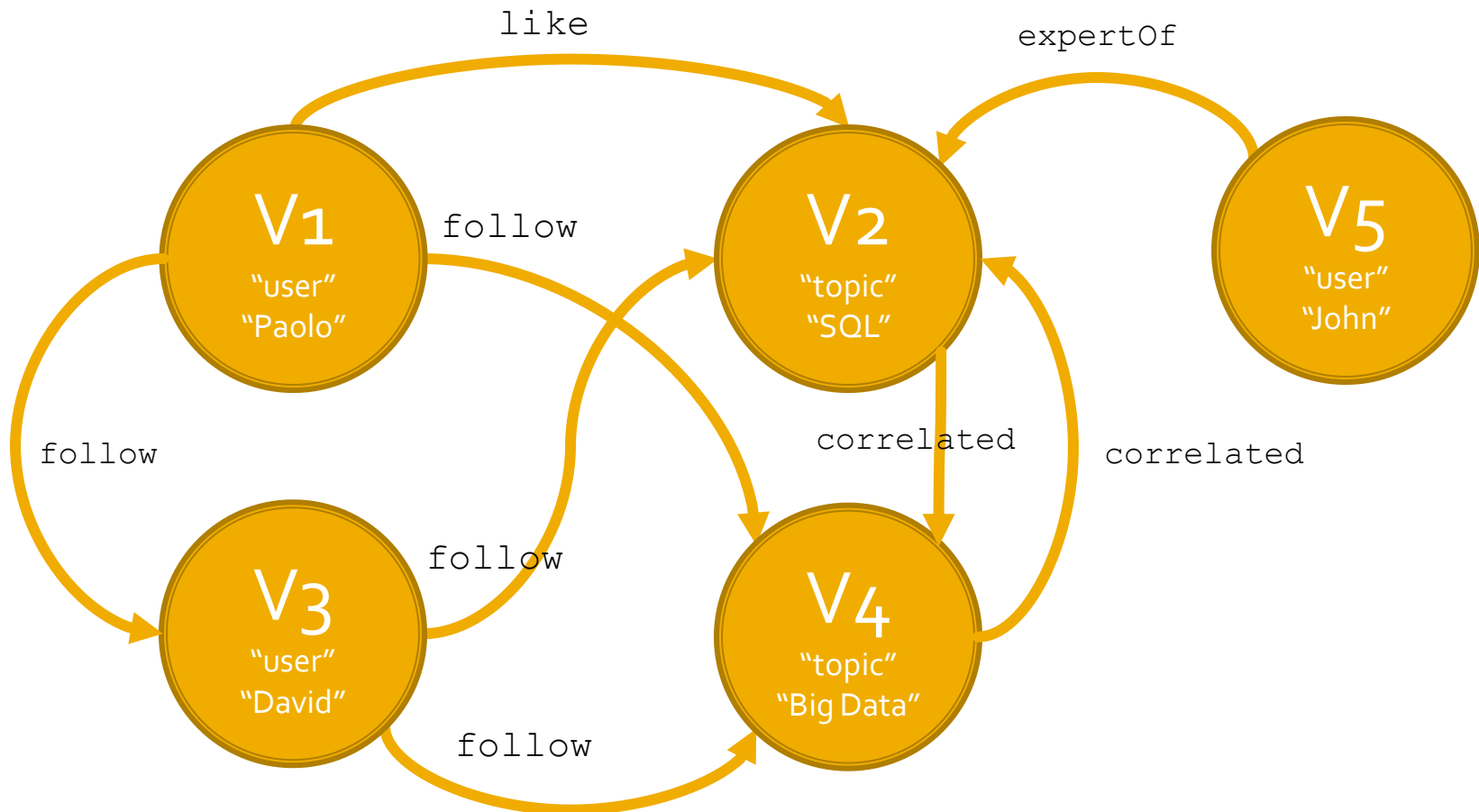
- The textual file `edges.csv`
 - It contains the edges of a graph
- Each edge is characterized by
 - `src (string)`: source vertex
 - `dst (string)`: destination vertex
 - `linktype (string)`: “expertOf” or “follow” or “correlated”

Exercise #56

- Output:
 - The names of the users who follow a topic correlated with the “Big Data” topic
 - One user name per line
 - Format: username
 - Use the CSV format to store the result

Exercise #56

Input graph example



Exercise #56

- Result

username

David

Exercise #57

- GraphFrame
- Input:
 - The textual file `vertexes.csv`
 - It contains the vertexes of a graph
 - Each vertex is characterized by
 - `id (string)`: user identifier
 - `name (string)`: user name
 - `age (integer)`: user age

Exercise #57

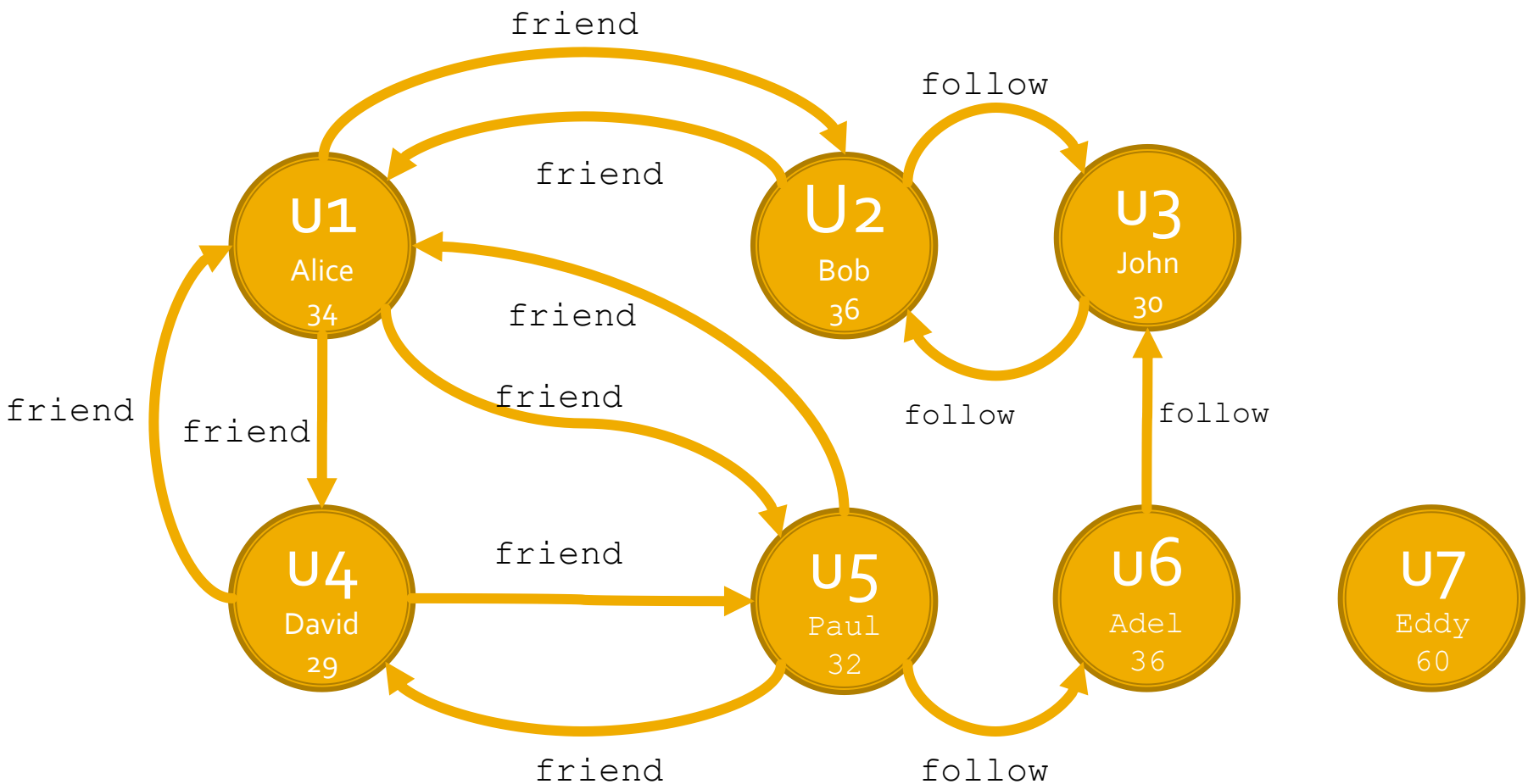
- The textual file `edges.csv`
 - It contains the edges of a graph
- Each edge is characterized by
 - `src (string)`: source vertex
 - `dst (string)`: destination vertex
 - `linktype (string)`: "follow" or "friend"

Exercise #57

- Output:
 - Select the users who can reach user u_1 in less than 3 hops (i.e., at most two edges)
 - Do not consider u_1 itself
 - For each of the selected users, store in the output folder his/her name and the minimum number of hops to reach user u_1
 - One user per line
 - Format: user name, #hops to user u_1
 - Use the CSV format to store the result

Exercise #57

Input graph example



Exercise #57

- Result

name	numHops
Bob	1
John	2
David	1
Paul	1